

MT505TV5

Human Machine Interface



Features

- 480x272 256 colors TFT LCD
- 32 bit RISC processor
- Compact size
- NEMA4/IP65 compliant front panel
- RS232/485 4/2 wire port

Introduction

The MT500 series touch screen is the result of our continuous efforts to perfect our PLC touch screen products.

Our accumulated knowledge in touch screen design has enabled us to produce these state-of-art touch screen, bringing out the PLC's full of potential, and improving production line efficiency.

Specifications

- **Construction:** plastic molding housing
- **Display:** 480x272 256 color TFT LCD
- **CPU and core logic:** 32 bit RISC
- **DRAM:** 4MB on board
- **Storage:** 2MB flash memory on board
- **Recipe memory:** None
- **I/O:** 1 RS232 port (PC-HMI)
1 RS232/485 port (HMI-PLC)
- **RTC:** None
- **Power input:** 12~28 V_{DC},
0.3A @12V, 0.15A @24V
- **Dimension (W x H x D):** 128 x 102 x 38mm
- **Weight:** Approx. 0.3kg

- **Software:** EB500 V2.7.3 or later

LCD Display

Display type	TFT LCD
Display size (diagonal)	95.04(H) x 53.856(V) mm
Max colors	256
Resolution	480 x 272
Pixel pitch (HxV, mm)	0.198 x 0.198
Viewing angle (°)	80/80/80/80 (T/B/R/L)
Luminance (cd/m ²)	300
Backlight	LED
Backlight Life time	50,000 hrs.
Contrast ratio	400:1

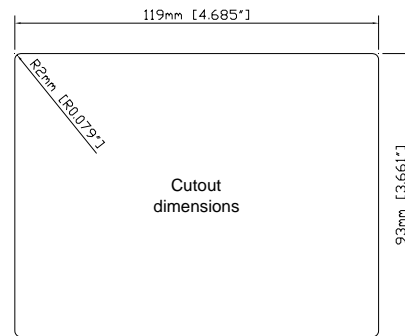
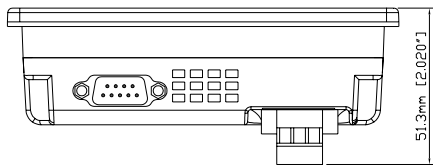
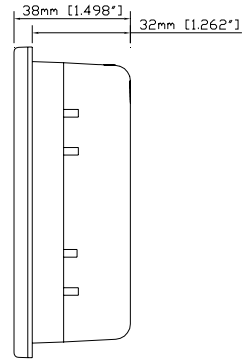
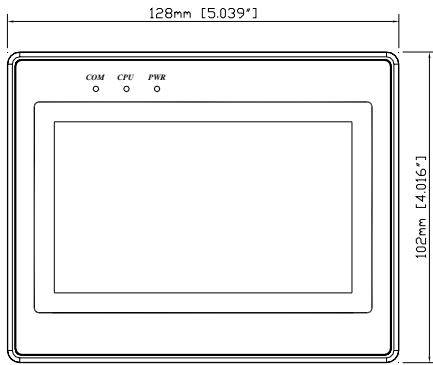
Touchscreen

- **Type:** 4-wire, analog resistive
- **Resolution:** continuous
- **Light transmission:** above 80%
- **Life:** 1 million activation minimum

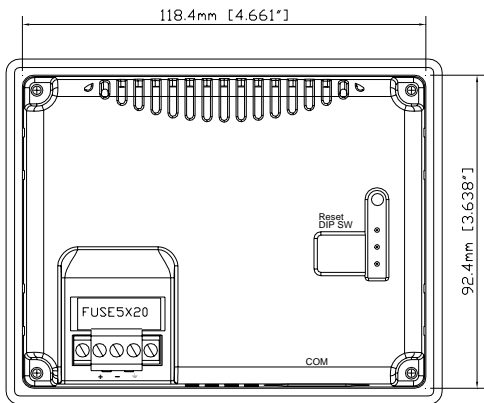
Environmental Specifications

- **Operating temperature:** 0° ~ 45°C (32° ~ 113°F)
- **Storage temperature:** -30° ~ 70°C (240hrs)
- **Relative humidity:** 10% ~ 80% @ 40°C, non-condensing
- **Shock (operation):** 10 to 25Hz(X,Y,Z direction 2G 30minutes)
- **EMI:** Complies with FCC class A
- **CE:** Complies with EN50081-2 and EN50082-2 standards
- **Front panel meets NEMA4 / IP65**

MT505TV5



Rear View

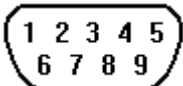


Ordering Information

- MT505TV5:**
 480x272 TFT LCD display touch panel HMI with Intel Xscale PXA 255 CPU 2MB flash memory/4MB DRAM on board
- MT5_PC:**
 PC to MT download cable.

Pin Designations

Pin assignment of the 9 Pin, Male, SUB-D PC [RS-232], PLC [RS-232] & PLC [RS-485] Port.



Pin#	Symbol	PLC[RS485] 4 wire	PLC[RS485] 2 wire	PLC [RS232]	PC [RS232]
1	Rx-	Rx-	Data-		
2	Rx+	Rx+	Data+		
3	Tx-	Tx-			
4	Tx+	Tx+			
5	GND	Signal Ground			
6	TxD			Transmit	
7	TxD				Transmit
8	RxD				Receive
9	RxD			Receive	